

# » LA+ VOC (LCD) (Temp\_rH)

Outdoor sensor for air quality

**thermokon**<sup>®</sup>  
HOME OF SENSOR TECHNOLOGY

## Datasheet

Subject to technical alteration  
Issue date: 8/17/2020 · A110




Illustration similar, depending on the type

## » APPLICATION

Sensor for outdoor CO<sub>2</sub> measurement optional temperature and humidity: cold rooms, greenhouses, production plants and warehouses. With a mix output, a mixture of CO<sub>2</sub> and VOC signals can be realized. The mixing ratio can be configured with the USE app. Designed for outdoor mounted applications with 0..10 V or 4..20 mA output. or 4..20 mA output. LCD models with RGB background light have a transparent cover. Display configuration and threshold values for color changes can be parameterized via Thermokon USEapp. With the option board relay two-point controllers or a 2-stage 2-point controller for temperature or humidity can be realized.

## » TYPES AVAILABLE

### Outdoor sensor VOC – active 0..10 V | 4..20 mA

LA+ VOC V  
LA+ VOC A

### Outdoor sensor VOC + temp, optional with LCD – active 2x 0..10 V | 2x 4..20 mA | Relay

LA+ VOC (LCD) Temp VV  
LA+ VOC (LCD) Temp AA  
LA+ VOC (LCD) Temp VV Relay

### Outdoor sensor VOC + temp +rH (opt.) optional mit LCD – active 3x 0..10 V

LA+ VOC (LCD) Temp\_rH 3xV

Options: additional passive temperature sensor  
eg: PT100/PT1000/Ni1000/Ni1000TK5000/NTC10K... and other sensors on request.

## » PRODUCT TESTING AND CERTIFICATION



### Declaration of conformity

The declaration of conformity of the products can be found on our website <https://www.thermokon.de/>.

## » NOTES ON DISPOSAL



As a component of a large-scale fixed installation, Thermokon products are intended to be used permanently as part of a building or a structure at a pre-defined and dedicated location, hence the Waste Electrical and Electronic Act (WEEE) is not applicable. However, most of the products may contain valuable materials that should be recycled and not disposed of as domestic waste. Please note the relevant regulations for local disposal.

## » SECURITY ADVICE – CAUTION



The installation and assembly of electrical equipment should only be performed by authorized personnel.

The product should only be used for the intended application. Unauthorised modifications are prohibited! The product must not be used in relation with any equipment that in case of a failure may threaten, directly or indirectly, human health or life or result in danger to human beings, animals or assets. Ensure all power is disconnected before installing. Do not connect to live/operating equipment.

Please comply with

- Local laws, health & safety regulations, technical standards and regulations
- Condition of the device at the time of installation, to ensure safe installation
- This data sheet and installation manual

## » BUILD-UP OF SELF-HEATING BY ELECTRICAL DISSIPATIVE POWER

Temperature sensors with electronic components always have a dissipative power, which affects the temperature measurement of the ambient air. The dissipation in active temperature sensors shows a linear increase with rising operating voltage. This dissipative power has to be considered when measuring temperature. In case of a fixed operating voltage ( $\pm 0,2$  V) this is normally done by adding or reducing a constant offset value. As Thermokon transducers work with a variable operating voltage, only one operating voltage can be taken into consideration, for reasons of production engineering. Transducers 0..10 V / 4..20 mA have a standard setting at an operating voltage of 24 V =. That means, that at this voltage, the expected measuring error of the output signal will be the least. For other operating voltages, the offset error will be increased by a changing power loss of the sensor electronics. If a re-calibration should become necessary later directly on the sensor, this can be done by means of the USEapp software and an optional Bluetooth interface.

**Remark: Occurring draft leads to a better carrying-off of dissipative power at the sensor. Thus temporally limited fluctuations might occur upon temperature measurement.**

## » APPLICATION NOTICE FOR AIR QUALITY SENSORS VOC

Unlike CO<sub>2</sub> sensors, which specifically measure CO<sub>2</sub>, mixed gas sensors detect a wide range of gases. The sensor signal does not indicate the type of gas or its concentration in ppm. Mixed gas sensors detect gases and vapours consisting of carbohydrates, or more generally gases that can be oxidised (burnt): Odours, perfume, cleaning fluid scent, tobacco smoke, new materials fumigations (furniture, carpets, paint, glue ...).

Unlike CO<sub>2</sub>, which humans cannot sense, the amount of odours (VOC) indicates the level of air quality. VOC sensors have proven their value in a multitude of applications for many years.

### Measuring principle:

Similar to a catalyst converter the organic molecules are burnt (oxidized) when in contact with the sensor's heated -dioxide surface, adding a small amount of heat combustion. The increased temperature is measured providing a signal proportional to the number of molecules being burnt. CO<sub>2</sub> cannot be detected as it cannot be further oxidized.

**Refrain from touching the sensor's element sensitive surface. Touching the sensitive surface element will void warranty.**

## » INFORMATION ABOUT CALIBRATION VOC

Similar to a catalyst converter the VOC sensor will deteriorate over time, which will affect the sensitivity. This VOC sensor automatically compensates the decrease in sensitivity by dynamic auto-calibration.

The reference level of air quality is derived from the ambient conditions over a 72h period. The lowest reading within this 72h time period will be used as reference level, representing the "clean and fresh air level".

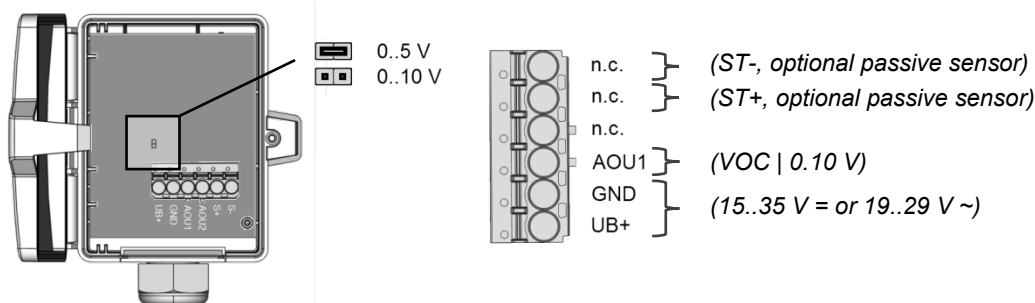
## » TECHNICAL DATA

Measuring values	VOC, temperature + humidity (depending on the device)	
Output voltage	2..4x 0..10 V or 0..5 V, min. load 10 kΩ (live-zero configuration via Thermokon USEapp)	
Output Amp <i>(type-dependent)</i>	<b>A   AA</b> 2x 4..20 mA, max. load 500 Ω	
Output passive <i>(optional)</i>	<b>passive</b> Options: additional passive temperature sensor eg: PT100/PT1000/Ni1000/Ni1000TK5000/NTC10K... and other sensors on request	
Output switch contact <i>(type-dependent)</i>	<b>Relay</b> 2 floating contacts for 24 V ~ or 24 V = / 3 A	
Power supply <i>(type-dependent)</i>	<b>V   VV   3xV   Relay</b> 15..35 V = or 19..29 V ~ SELV	<b>A   AA</b> 15..35 V = SELV
Power consumption	max. 2,3 W (24 V =)   max. 4,3 VA (24 V ~)	
Measuring range temp. <i>(type-dependent)</i>	<b>VV   3xV</b> +40..+140 °F (default setting), optionally configured via Thermokon USEapp	
Measuring range humidity <i>(type-dependent)</i>	<b>3xV</b> 0..100% rH non-condensing, optionally configured via Thermokon USEapp (enthalpy, absolute humidity, dew point)	
Measuring range CO2	0..2000 ppm (default), 0..5000 ppm (optionally configured via Thermokon USEapp)	
Accuracy temperature <i>(type-dependent)</i>	<b>VV   3xV</b> ±0,5 K (typ. at 70 °F)	<b>passive</b> depending on used sensor
Accuracy humidity	<b>3xV</b> ±2% between 10..90% rH (typ. at 70 °F)	
Accuracy CO2	±50 ppm +3% of reading (typ. at 70 °F, 50% rH)	
Calibration	self-calibration, Dual Channel	
Sensor	<b>CO2</b> NDIR (non-dispersiv, infrared)	
Display <i>(optional)</i>	LCD 1.14x1.38 in. with RGB backlight	
Enclosure	enclosure USE-M, PC, pure white, cover PC, transparent, with removable cable entry	
Protection	IP65 according to EN 60529	
Cable entry <i>(type-dependent)</i>	<b>VV   AA   3xV</b> Flextherm M20, for wire max. Ø=0.18..0.35 in., removable	<b>Relay</b> M25 with fourfold cable entry for wire with max. Ø=0.28 in., removable
Connection electrical	removable plug-in terminal, max. 14 AWG	
Ambient condition	+32..+122 °F, max. 85% rH short term condensation	
Mounting	installation is also possible using mounting base	
Notes	mixed gas sensors detect gases and vapours which can be oxidised (burnt): Body odours, tobacco smoke, exhalations emitted by materials (furniture, carpets, paint, glue ...)	

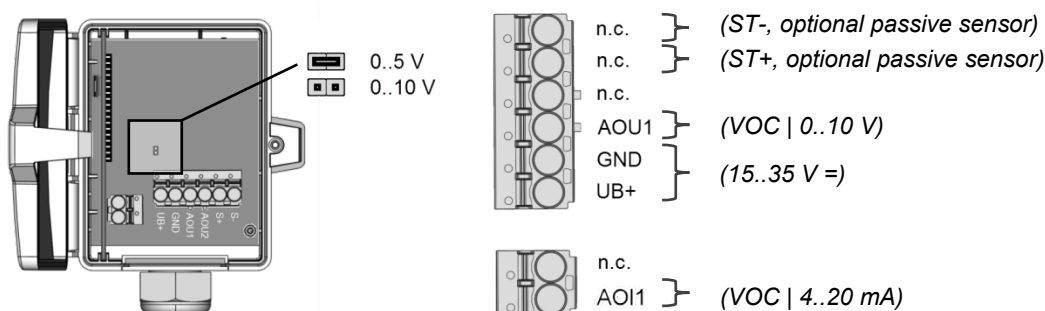
## » CONNECTION PLAN

To change the output voltage range (default: 0..10 V to 0..5 V) via jumper, the display must be removed from the board.

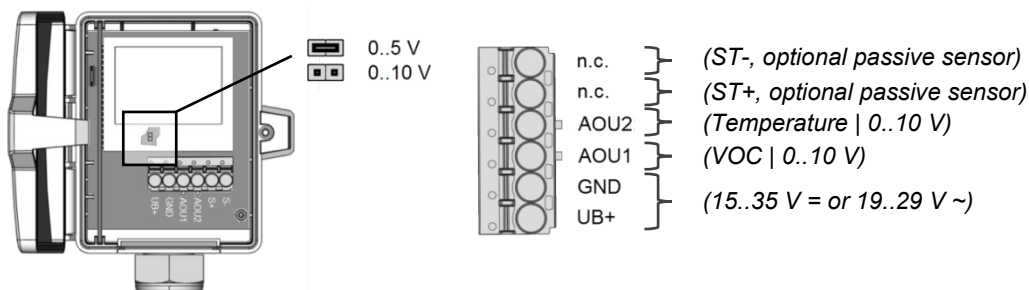
### LA+ VOC V



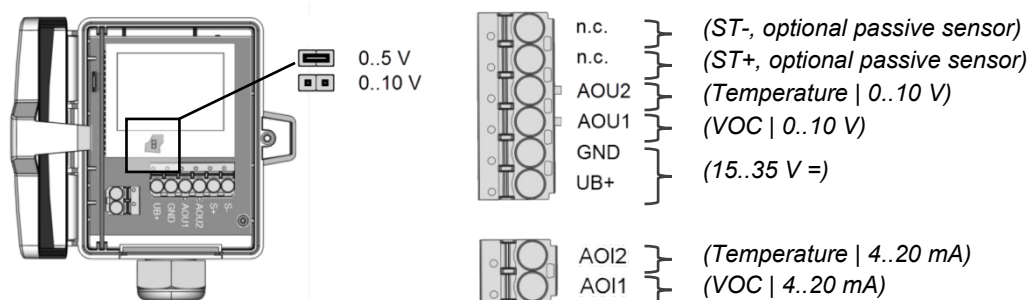
### LA+ VOC A



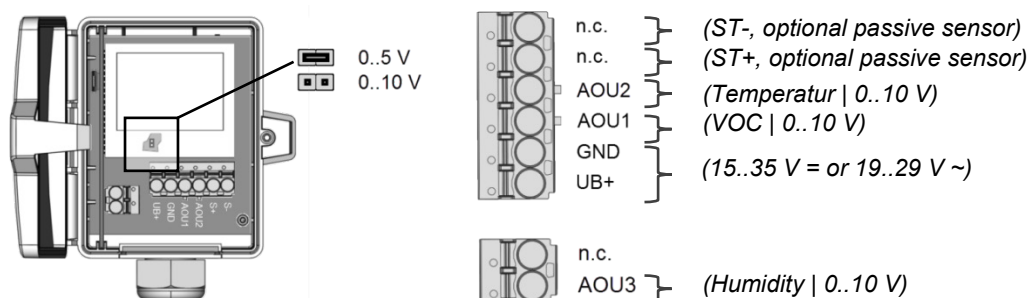
### LA+ VOC (LCD) Temp VV

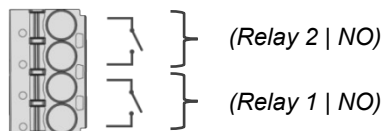
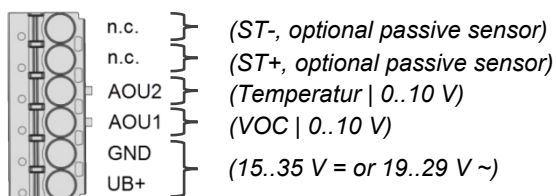
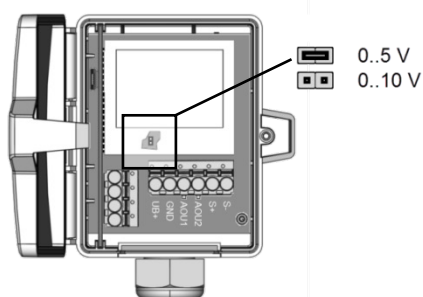
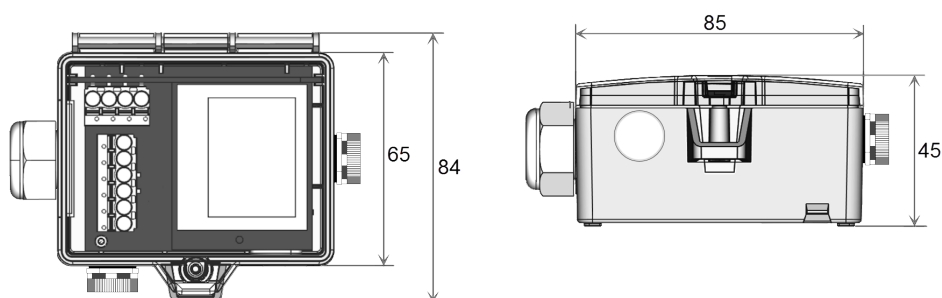
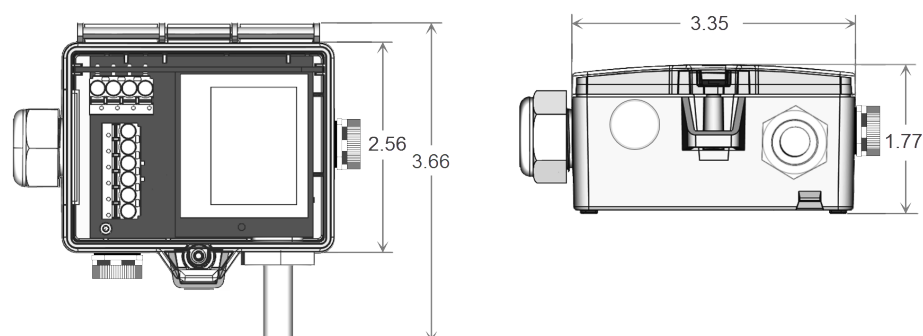
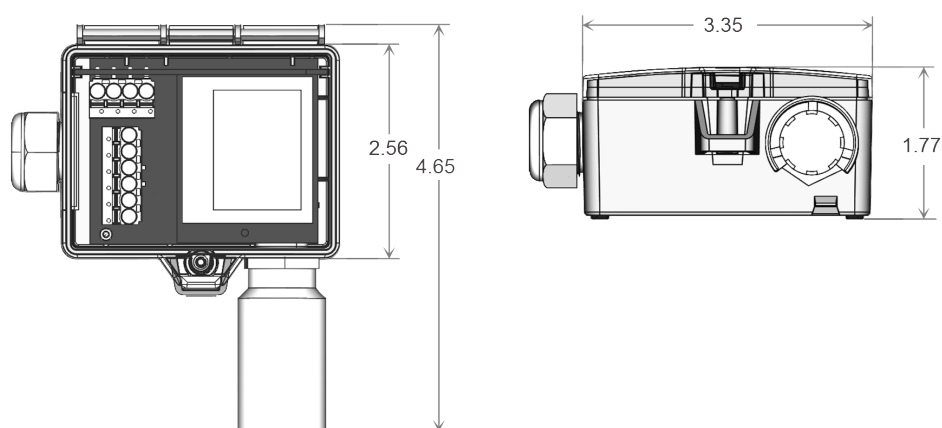


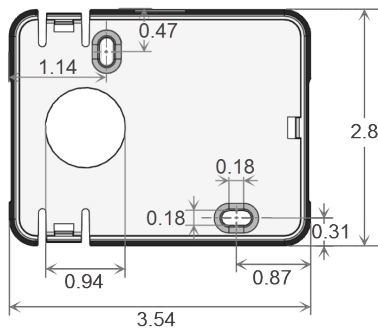
### LA+ VOC (LCD) Temp AA



### LA+ VOC (LCD) Temp\_rH 3xV



**LA+ VOC (LCD) Temp Relay****» DIMENSIONS (IN.)****LA+ VOC LCD Relais****LA+ VOC (LCD) Temp (Relais)****LA+ VOC (LCD) Temp\_rH**

**Montagesockel****» CONFIGURATION**

The Thermokon bluetooth dongle with micro-USB is required for communication between USEapp and USE-M / USE L (Item No.: 668262). Commercial bluetooth dongles are not compatible.

Application-specific reconfiguration of the devices can be carried out using the Thermokon USEapp. The configuration is carried out in the voltage-supplied state.

The configuration-app and the app description can be found in the Google Play Store or in the Apple App Store.

**» APPLICATION NOTICE**

The housing cover must be completely closed in order to ensure the accuracy and reproducibility of the measured values during a test or service log via USEapp.

The Bluetooth dongle snaps into the socket easily. When removing, please fix the plug-in card (option PCB) so that it is not unintentionally pulled out.

**» ACCESSORIES (INCLUDED IN DELIVERY)**

Mounting base

Item No. 631228

Mounting kit universal

Item No. 698511

• Cover screw + screw cover • 2 Rawlplugs • 2 Screws (countersunk head) • 2 Screws (rounded head)

**» ACCESSORIES (OPTIONAL)**

Sealing insert M20 USE white, 2x Ø=0.28 in. (for 2 wire; PU 10 pieces)

Item No. 641333